

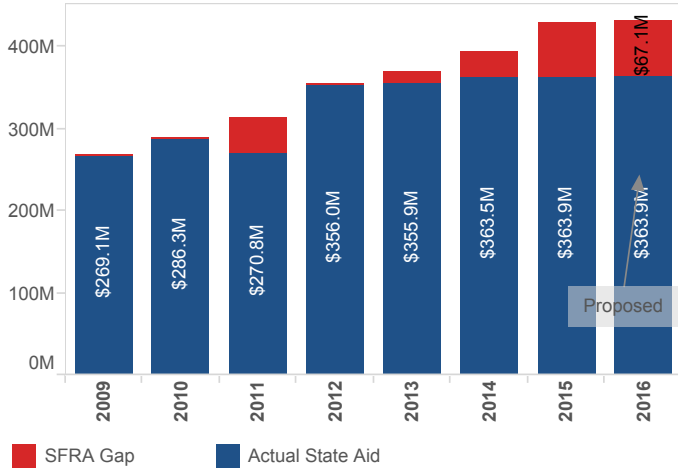
# NJ's School Funding Reform Act

## District Profile: Elizabeth City



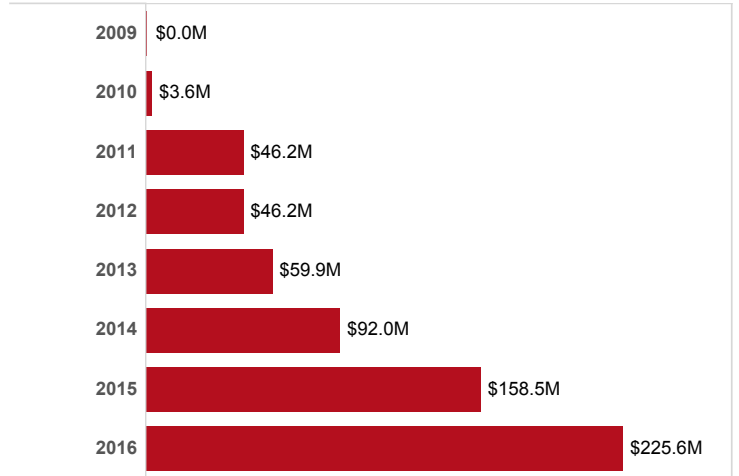
### State Aid and Funding Gaps under SFRA

The red section of the bars is the additional funding that is required if SFRA were properly funded.



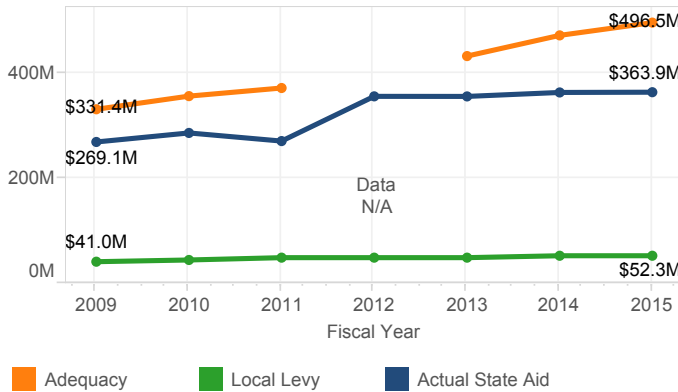
### Total Underfunding Over Time

This represents the district's running total of state aid lost from underfunding.



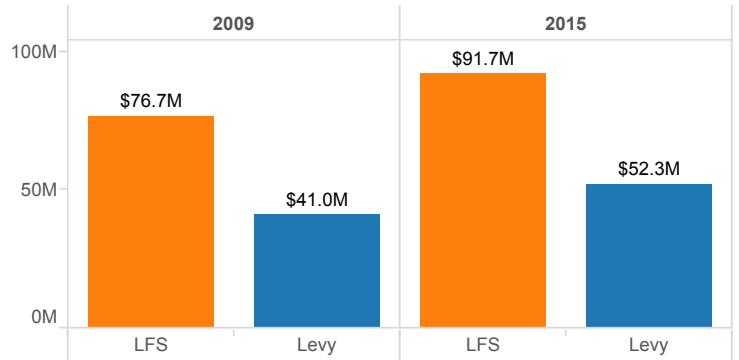
### Trends in Revenue v. Adequacy Budget

In 2015, total state aid is up 35%, the local levy is up 28%, and the Adequacy Budget is up 50% since 2009.



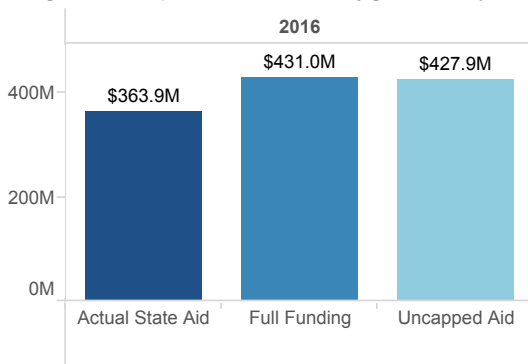
### Local Fair Share (LFS) v. Local Levy

SFRA determines the minimum local levy the district should provide to support the adequacy budget (LFS). This can be compared to the actual local revenues raised (Local Levy).



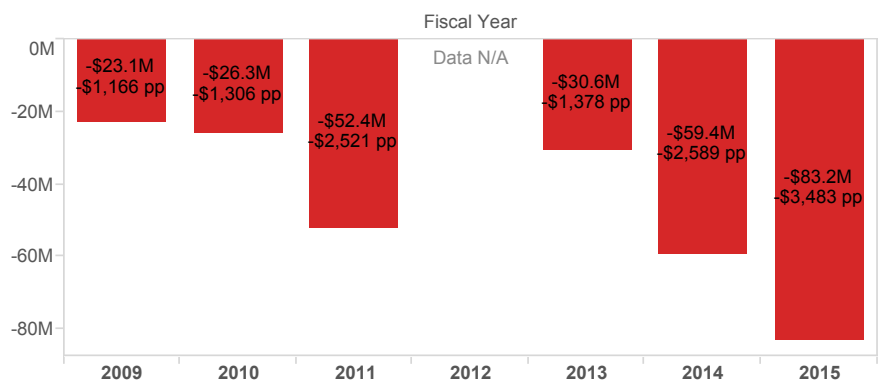
### SFRA Funding Scenarios, 2016

Proposed 2016 state aid compared to a fully funded SFRA and uncapped aid (if the phase-in of state aid was complete and adjustment aid was fully phased-out).



### District Funding Above/Below Adequacy

The adequacy gap is the difference between the SFRA Adequacy Budget and the sum of state & local funding. The total adequacy gap and the gap per pupil are presented.



Note: Full funding under SFRA is estimated by Education Law Center for 2010, provided by NJDOE for 2009, 2011, 2015 and 2016, and estimated by the Office of Legislative Services for 2012, 2013, and 2014. Actual state aid figures are according to NJDOE State Aid Summaries, except 2010 which subtracts the mid-year surplus withholding.